

PARTS OF THE HOUSE

(Home, apartment, flat)



1. Label the pictures (the parts of the house) with the words in the box.

- | | | | |
|-------------|----------------|------------|----------------|
| 1. Bathroom | 3. Dining room | 5. Kitchen | 7. Living room |
| 2. Toilet | 4. Hall | 6. Stairs | 8. Bedroom |

2. Look at the pictures. Describe where are these people and what are they doing.



1. Helen is in the livingroom 2. John



3. David 4. Michael



5. Jack 6. Kate



7. Harry

Lesson 1 My Room, My House


In this lesson



you will learn: To describe your neighborhood and the people who work there.

Before Listening

- 1 Look at the picture and try to guess the names of the rooms.



58

- 2 Answer the following questions:

a. Which is your favorite room of the house?

b. Which is your least favorite room?

c. Which room does your family spend more time in?

Language


Questions and affirmative sentences have different word order. Be careful when answering a question.

Example:


- Which one is your bedroom?
- My bedroom is the small one.




8 Match the following objects to the corresponding room. Draw lines.



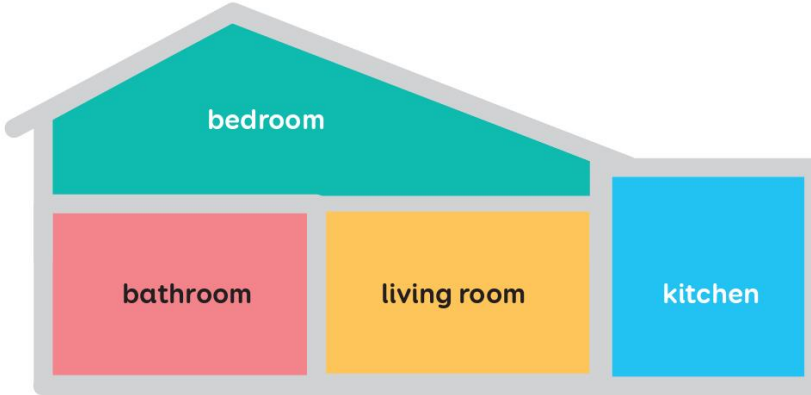
sofa




toothbrush




pillow



food



razor



dental floss

