



1 118 Listen to the final paragraph of the blog post on page 10. Repeat each sentence, copying the intonation.

2 119 Listen again to the blog post on page 10 and complete the sentences with *Brooke*, *Ashley*, or *Tyler*.

*Ashley* and *Tyler* know what jobs they want to do.

1  is interested in legal problems.

2  isn't going to go to college.

3  hates hospitals.

4  enjoys writing a blog.

p.10

## Vocabulary check: Jobs p.12

3 Complete the sentences with the jobs in the box. Then complete the adjectives.

firefighter accountant lawyer ~~factory worker~~ journalist

My cousin is a *factory worker*. He does the same thing every day. It's very *r e p e t i t i v e*.

1 A  writes articles. You meet lots of different people, so it's a very i         job.

2 A  stops fires. It's a d         job, but they know how to be careful and stay safe.

3 My uncle is a . He helps people with legal problems. He has a lot of money because it's a very w    -     job!

4 Mom is an . She helps people to control their money. She worries about work because it's very s        .

## Grammar: going to (1): Intentions p.13

### Affirmative and negative

4 Choose the correct alternatives.

I'm going *start* / *to start* a blog this summer.

1 Rosa is going *to travel* / *travel* next year.

2 We *'re* / *'s* going to watch a movie on Friday.

3 Felipe is *go* / *going to* see the nurse tomorrow.

4 Mom isn't going *to cook* / *cooks* tonight.

5 They *isn't* / *aren't* going to have a party.

5 Complete the sentences with the affirmative or negative form of *going to* and the verbs in parentheses.

I *'m not going to be* (not be) a mechanic.

1 Dad  (walk) to work.

2 I  (not study) today.

3 Our cousins  (visit) us.

4 The builder  (not finish) the house for three weeks.

5 The hairstylist  (cut) my hair in a new way.

### Interrogative and short answers

6 Complete the questions and short answers with the correct form of the verb *be*.

A *Is* he going to leave home?

B No, he *isn't*.

1 A  I going to see you tomorrow?

B Yes, you .

2 A  you going to study History?

B No, I .

3 A  they going to need a lawyer?

B Yes, they .

4 A  we going to go to Chile?


B No, we .

5 A  she going to write a blog?

B Yes, she .



## Checking in at an airport

- 1  010 **Watch, listen, or read** Complete the dialogue with the words in the box. Then listen again and check.

suitcase passport gate bags boarding pass  
aisle seat carry-on bags ticket

Assistant Hello. Where are you going to fly to today?  
Cody I'm flying to Dallas.  
Assistant Can I see your ticket and  
1  please?  
Cody Yes, here you are.  
Assistant Thank you. Would you like a window or  
an 2 ?  
Cody I'd like a window seat, please.  
Assistant OK. Do you have any luggage to check in?  
Cody Yes, I have this 3 .  
Assistant Thank you. Put it here, please. And how  
many 4  do you have?  
Cody Just this backpack. Is that OK?  
Assistant Yes, that's fine. Did you pack the  
5  yourself?  
Cody Yes, I did.  
Assistant OK, thank you. Here's your  
6 . You're boarding  
at 7  number 3.  
The gate opens at 10:30.  
Cody Thank you. Bye.

- 2  011 **Real English** Listen and repeat.

Can I see your ticket and passport?

Yes, here you are.

Would you like a window or an aisle seat?

I'd like a / an ..., please.

Do you have any luggage to check in?


Yes, I have. / No, I haven't.

How many items of luggage /  
carry-on bags do you have?

Just this. / I have ...

Did you pack the  
bags yourself?

Yes, I did. /  
No, I didn't.




### Speaking strategy

#### Intonation

Pay attention to the intonation someone uses. It can help you decide if they are making a statement or asking a question.





- 3  012 Listen to another conversation at an airport check-in desk and complete the missing information.

Anna and Dylan are flying to Quito. They would like <sup>1</sup>  aisle seats on the plane. They have two <sup>2</sup>  to check in and <sup>3</sup>  carry-on bags. Their flight is boarding at gate <sup>4</sup> . The gate opens at <sup>5</sup> .



### Beat the clock

In two minutes, write all the cities you can think of where English is spoken.

- 4 **Pairwork** Choose a destination from the departures board or from your answers in the *Beat the clock* activity and take turns checking in for a flight. Use the dialogue in exercise 1 as a model.

### Departures

Time	To	Gate	Remarks
10:00	Caracas	12	Gate opens at 9:30
10:15	Sydney	5	Gate opens at 9:45
10:30	London	3	Gate opens at 10:00
10:45	New York	18	Gate opens at 10:15



### Link it!

**Pairwork** Here are six signs at an airport. Discuss with your partner what they mean.



# Checking in at an airport

p.14

## 1 Complete the chart with the words in the box.

how many aisle seat would you can't see did just did you pack are didn't haven't to check in

You hear	You say
<b>Can I see</b> your ticket and passport?	Yes, here you <sup>1</sup> <input type="text"/> .
<sup>2</sup> <input type="text"/> like a window or an aisle seat?	I'd like an <sup>3</sup> <input type="text"/> .
Do you have any luggage <sup>4</sup> <input type="text"/> .	Yes, I have. / No, I <sup>5</sup> <input type="text"/> .
<sup>6</sup> <input type="text"/> carry-on bags do you have?	<sup>7</sup> <input type="text"/> this. / I have ...
<sup>8</sup> <input type="text"/> the bags yourself?	Yes, I <sup>9</sup> <input type="text"/> . / No, I <sup>10</sup> <input type="text"/> .

## 2 Listen and complete the dialogue from page 14. Write between two and five words in each blank.

Assistant Hello. Where are you going to fly to today?

Cody I'm flying to Dallas.

Assistant Can I see your <sup>1</sup> , please?

Cody Yes, <sup>2</sup> .

Assistant Thank you. Would you like a window or an aisle seat?

Cody I'd like <sup>3</sup> , please.

Assistant OK. <sup>4</sup>  to check in?

Cody Yes, I have this suitcase.

Assistant Thank you. Put it here, please. And

<sup>5</sup>  bags do you have?

Cody Just this backpack. Is that OK?

Assistant Yes, that's fine.

<sup>6</sup>  yourself?

Cody Yes, I did.


Assistant OK, thank you. Here's your boarding pass.

You're boarding at <sup>7</sup> .

The gate opens at <sup>8</sup> .

Cody Thank you. Bye.

## 3 Look at the picture of Cristina and the flight information board. Then use the information to write a dialogue like the one in exercise 2.



A Hello. Where are you going to fly to today?

B I'm flying to ...

## Extra listening

### Listening strategy

Before you listen, identify the key words in the task. When you listen, focus on these key words or synonyms. Remember, you do not need to understand everything you hear to do the task!

## 1 Listen to Mari and Alfie talking about their vacation. Where are they?

- a at the airport
- b on the airplane
- c in the hotel

## 2 Listen again and number Mari and Alfie's vacation itinerary in order.

- a visit a statue
- b go roller skating
- c go to the hotel
- d visit a museum
- e eat pizza
- f go shopping
- g walk in a park
- h see a show