





unit 3

Delicious!



Lesson 1 Food in Chile

In this lesson   
you will learn: To talk about the food you usually eat, mentioning singulars and plurals.

Before Listening

1 Tick the places where you can buy these things:

milkshake




☐ pharmacy
☐ grocery store
☐ café

cabbage





☐ clothes shop
☐ pet shop
☐ grocery store

bread







☐ clothes shop
☐ pet shop
☐ grocery store



2 Read the words and repeat the pronunciation after your teacher.



3 Look and write. Use a dictionary for new words. Pay attention to the Language box on page 95.

a.  +  = a banana and an orange

b.  +  = _____

c.  +  = _____

Listening

1 Write two examples for each word. Use words in English.


dessert

healthy

junk food

2 Answer these questions:

- a. What fruits and vegetables are the most popular in Chile? Write your ideas in the box below.



Final Activity: Write a list of ten fruits and ten vegetables in English and complete the sentence

Fruits	Vegetables
1.	
2.	
3.	
4.	
5.	
6.	
7.	
8.	
9.	
10.	

My favourite fruit is _____ and my favourite vegetable is _____